

# The Spanish Armada Story

Use the following sheet to create your own retelling of the Spanish Armada story in comic strip form.

## Remember:

- the events need to be in chronological order;
- each square needs an illustration;
- each square needs a caption underneath;
- characters can speak and think using speech bubbles and thought bubbles.


## You could include:

- the date;
- why it happened;
- what Elizabeth I and Philip II were thinking or trying to achieve;
- facts and figures;
- main events in chronological order.

## You could:

- print out the template as large as possible to make a large comic;
- make a class comic out of everyone's comic strips;
- choose one of the sections to do as a large painting/piece of art.

You might even like to make a combined class comic strip with different groups working on different sections and then putting them all together.



## The Spanish Armada Story



---

---

---



---

---

---



---

---


---



---

---


---



---

---


---



---

---


---



---

---

---



---

---

---

# The Spanish Armada Story